

# Key Statistics

01/04/2022 30/03/2023



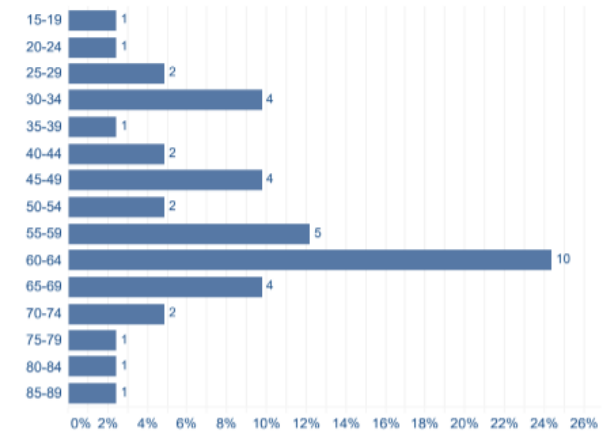
## Summary

<b>Clients</b>	<b>45</b>
Quick client contacts	
<b>Issues</b>	<b>181</b>
Activities	<b>219</b>
Cases	<b>65</b>
<b>Outcomes</b>	
Income gain	£8,074
Re-imbursments, services, loans	£1,421
Other	£7,020

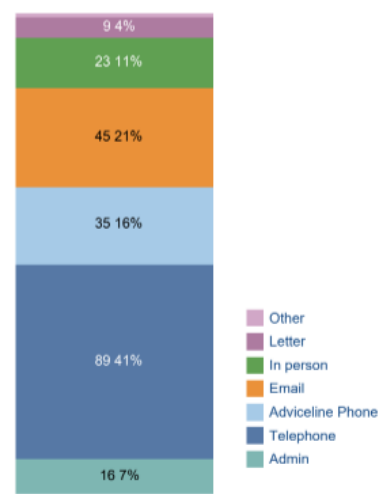
## Issues

	Issues	Clients
Benefits & tax credits	43	15
Benefits Universal Credit	31	9
Charitable Support & Food Ban..	34	11
Consumer goods & services	3	2
Debt	19	7
Employment	3	3
Financial services & capability	18	8
Housing	10	6
Immigration & asylum	5	3
Relationships & family	3	2
Travel & transport	2	2
Utilities & communications	10	5
<b>Grand Total</b>	<b>181</b>	

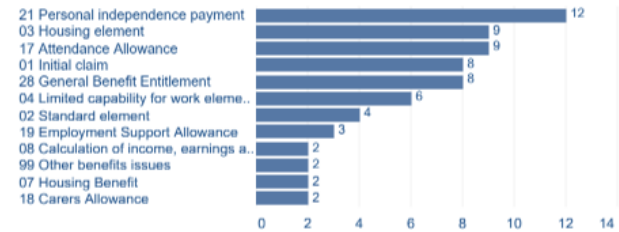
## Age



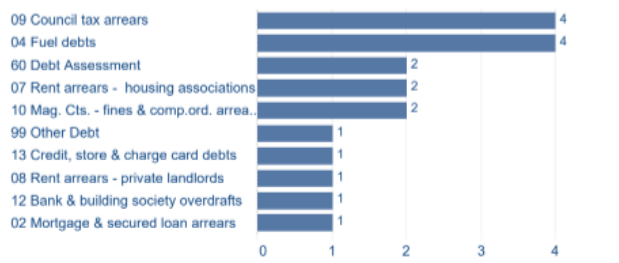
## Channel



## Top benefit issues



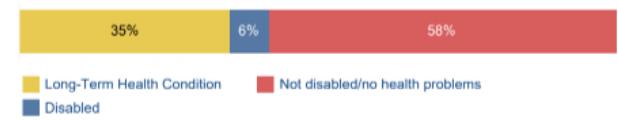
## Top debt issues



## Gender



## Disability / Long-term health



## Ethnicity

